

*mpa*

MELANOMA PATIENTS AUSTRALIA

## Ocular Melanoma


*MPA is here to support all  
Australians diagnosed with the rare  
eye cancer, Ocular Melanoma,  
their families and friends*

**National Melanoma Support Line 1300 88 44 50**

**E** [info@melanomapatients.org.au](mailto:info@melanomapatients.org.au)

**W** [www.melanomapatients.org.au](http://www.melanomapatients.org.au)

**FB** [www.facebook.com/MelanomaPatientsAustralia](https://www.facebook.com/MelanomaPatientsAustralia)



**mpa**

MELANOMA PATIENTS AUSTRALIA

## **What is Ocular Melanoma?**

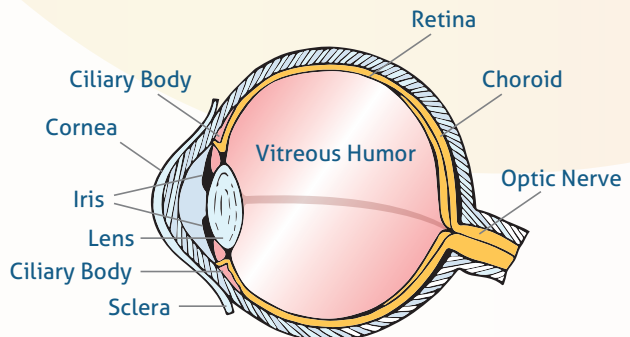
Ocular Melanoma (OM) or melanoma of the eye, is the most common primary eye cancer in adults, and the second most common type of melanoma after cutaneous melanoma, representing 3-5% of all melanomas. OM is also called uveal melanoma as it commonly develops in any of the 3 layers of the uvea—the choroid, the ciliary body or the iris.


Choroidal melanoma is the most common type of OM.

The cause of OM is unknown but it is not believed to be related to sun exposure and can develop in anyone, regardless of their race, age, gender, skin colour or location.

The treatments for OM may include laser therapy, radiation therapy (eg. plaque radiotherapy) and/or surgery (eg. complete removal of the eye or enucleation) depending on the size and position of the melanoma.

The melanoma spreads to other organs in half of those diagnosed with OM, often as a result of late diagnosis. If OM spreads it will most likely be to the liver.





**mpa**

MELANOMA PATIENTS AUSTRALIA


## *If you are diagnosed with OM*

### **Some quick tips**

- See an ophthalmologist who has experience with OM.
- Educate yourself – find out about your treatment options, your ongoing surveillance and the investigations you require.
- Be vigilant about ongoing health monitoring and testing of your OM.
- Enlist the support of MPA to help you connect with others diagnosed with OM.  
Spread the word about the need for regular eye checks and the wearing of UV protection sunglasses.

### **OM things to note**

- Tell-tale signs include flashes, blurred vision, partial loss of vision, the appearance of 'floaters' in the eye.
- However there may be no noticeable symptoms.
- Have regular dilated eye exams to look for changes at the back of the eye.
- Ask your Optometrist about having a retinal exam.  
Any pigmented areas of the choroid (nevi or freckles) should be monitored for change in size and/or pigmentation.
- If concerned seek the early opinion of an OM Ophthalmologist  
Like your skin, have regular checks of your eye health.



***mpa***

MELANOMA PATIENTS AUSTRALIA

Melanoma Patients Australia (MPA) offers those affected by Ocular Melanoma a quality service based on support, information, advocacy and hope. MPA strives to create a world where no one affected by melanoma walks alone.

**MPA Offers:**

- Support groups – online, face to face and telephone.
- Peer Support.
- Advice and peer connections.
- Advocacy.
- Information – website and forums.
- Awareness of the risks, signs and treatments for all types of melanoma including OM.

**National Support Line 1300 88 44 50**

**E** [info@melanomapatients.org.au](mailto:info@melanomapatients.org.au)

**W** [www.melanomapatients.org.au](http://www.melanomapatients.org.au)

**FB** [www.facebook.com/MelanomaPatientsAustralia](https://www.facebook.com/MelanomaPatientsAustralia)